



Ihre Vision ist unsere Aufgabe

Cameraserver mini commissioning



Weiss Datentechnik
Stuttgarter Straße 41
73066 Uhingen
Tel.: +49 7161 / 93 33 8-0
Email: info@weiss-datentechnik.de
Web: www.weiss-datentechnik.de





Ihre Vision ist unsere Aufgabe

„Camerasever - commissioning“

Contents

1. Plug IN	3
2. Turn ON	3
3. Network configuration	4
4. Client-Installation	6
4.1 Desktop Client	6
4.2 Silverlight Client	7
5. go1984 App Setup	9
5.1 Connection to the Camerasever in the home network: ...	9
6. System Requirements	10
7. Imprint	11

Note:

To configurate your camera sever should a DHCP server enabled in your network.

The DHCP server is enabled by default delivery of your router.

Important:

Please change the default login data immediately so that any possible misuse is prevented.





Ihre Vision ist unsere Aufgabe

1. Plug IN



- Plug IN the supplied AC adapter.
- Plug IN the supplied LAN cable (patch cable Cat-6) and connect to the switch or router.
-

2. Turn ON



- Press the power button.





Ihre Vision ist unsere Aufgabe

3. Network configuration

- Write in your browser:
http://kamera-PC:8080 and confirm it by pressing the Enter button
- Now you should see the following in the browser window:



Save the configuration



Screen from Restart

- Confirm the configuration with the "Save" button.
- Then the Cameraserver will restart.





Ihre Vision ist unsere Aufgabe

- After the Restart you will see the following Screen



- Make a note of this IP address please.
- As standard the following user is created for you:
username: admin
Password: cam2014-





Ihre Vision ist unsere Aufgabe

4. Client-Installation

- You have two Opportunities to install a client

4.1 Desktop Client

- Please click on Desktop Client to download it.
- Then, run the setup and enter the corresponding dates



Host: **YOUR_NAME.kameraserver.net**
Port: 8082
Username: admin
Password: cam2014-

Weiss Datentechnik
Stuttgarter Straße 41
73066 Uhingen
Tel.: +49 7161 / 93 33 8-0
Email: info@weiss-datentechnik.de
Web: www.weiss-datentechnik.de





Ihre Vision ist unsere Aufgabe

4.2 Silverlight Client

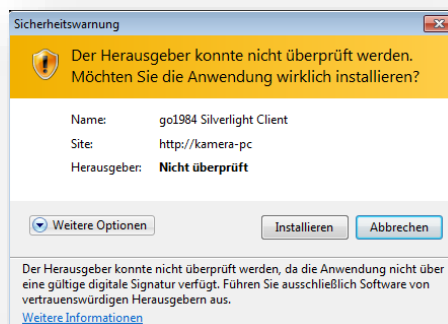
Download the Silverlight client download as follows.



- Click on Silverlight Client and you will see the following Screen in a new Window.



- Now you can install the Silverlight Client by clicking the Button "Click to Install go1984 Silverlight Client!"



Weiss Datentechnik
Stuttgarter Straße 41
73066 Uhingen
Tel.: +49 7161 / 93 33 8-0
Email: info@weiss-datentechnik.de
Web: www.weiss-datentechnik.de





Ihre Vision ist unsere Aufgabe

- Click install on this Security Warning
- If the installation is finished the Silverlight Client will be get started automatically

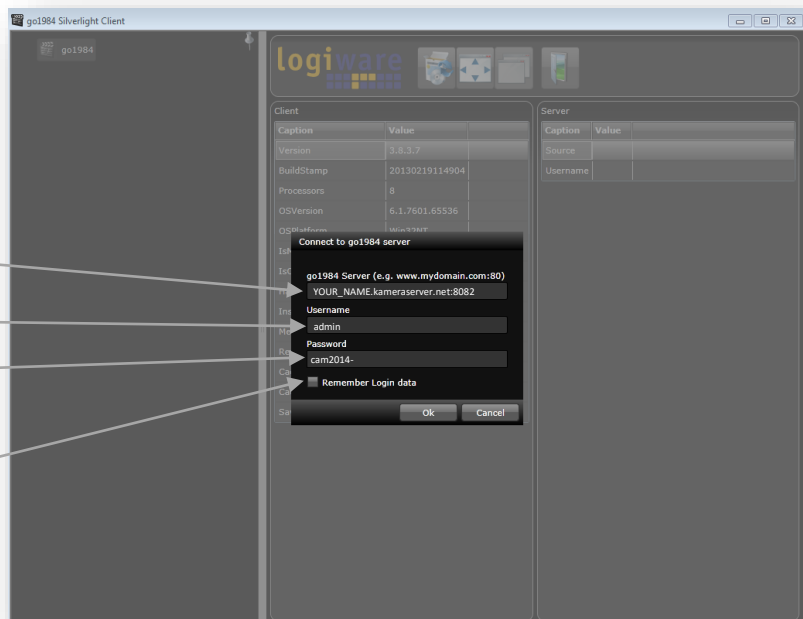
As standard the following user is created

YOUR_NAME.kameraserver.net:8082

admin

cam2014-

Put the box "Remember login data" if you no longer wish to enter your data again.



- Enter your dates
- Confirm your input with the "OK" Button
- Now you are able to watch your Live Broadcast or recordings of your cameras

Weiss Datentechnik
Stuttgarter Straße 41
73066 Uhingen
Tel.: +49 7161 / 93 33 8-0
Email: info@weiss-datentechnik.de
Web: www.weiss-datentechnik.de





Ihre Vision ist unsere Aufgabe

5. go1984 App Setup

Download „iGo1984 HD“ app for your Apple device (price 37,99 € was 27.07.2015) or you download „go1984 HD“ app for your Android device (price 18,98 € was 27.07.2015).

5.1 Connection to the Cameraserver in the home network:

Name:

Enter a name for example "office cam"

Host:

Enter the address of your Cameraserver for example "YOUR_NAME.kameraserver.net"

Port:

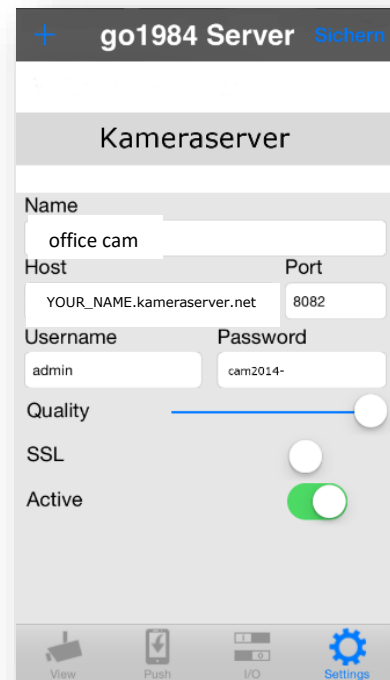
As a port, enter "8082".

Username:

As the username, enter "admin".

Password:

As the password enter "cam2014-".





Ihre Vision ist unsere Aufgabe

6. System Requirements

Minimum Requirement

- Windows 7
(Is being needed for the automatic initial configuration of the camera server)
- A DHCP-Server **should** be active!
(It is activated on every standard Internet Router)

Note:

If you want to use your cameras with Power LAN adapters, you only allowed to use one **Master** Power LAN adapter in your Network!

The others connected Power LAN adapters (clients) on the network will connect automatically to the corresponding **Master**.

Important:

Please change the default login data immediately so that any possible misuse is prevented.





Ihre Vision ist unsere Aufgabe

7. Imprint

Should have been violated third party rights or statutory provisions by the presentation or the content of this app, we ask for an appropriate without any costs. We guarantee the immediate removal of the complained passages, without the involvement of a lawyer is required from you. Should nevertheless costs be triggered by you without any contact has been made with us, we will reject their full extent. If necessary, we will file a counterclaim for violation of said provisions.

Weiss Datentechnik
Stuttgarter Straße 41
73066 Uhingen

Fon: 07161 / 93338-0

Fax: 07161 / 9333817

E-Mail: info@weiss-datentechnik.de

Internet: www.weiss-datentechnik.de

Weiss Datentechnik
Stuttgarter Straße 41
73066 Uhingen
Tel.: +49 7161 / 93 33 8-0
Email: info@weiss-datentechnik.de
Web: www.weiss-datentechnik.de

